



LAUSD
UNIFIED

Digital Citizenship

**I am Alert Online
Parents/Guardians
/Caregivers**

Digital Citizens

Digital Citizenship

All students need digital citizenship skills to participate fully in their communities and make smart choices online and in life.



Objectives

Digital Citizenship



Understand the potential risks of the digital world and identify the skills needed to navigate online spaces.



Teach your child about online safety, privacy, and security.



Monitor your child's online activities and encourage your child to be a responsible digital citizen.

Being Alert Online!

Digital Citizenship

TEACH

Online Safety, Privacy,
and Security

IDENTIFY



Skills needed to
Navigate Online
Spaces

MONITOR

Your child's Online
Activities and Set
Boundaries

MODEL

Good Digital
Citizenship



Be Proactive!

Staying Safe Online


Digital Citizenship

The first step to making sure your children are safe online is ensuring they are using secure platforms.




Teach Online Safety


Digital Citizenship



GO!



STOP!




Teach your child how to identify "GREEN" and "RED" websites!

Staying Alert Online!

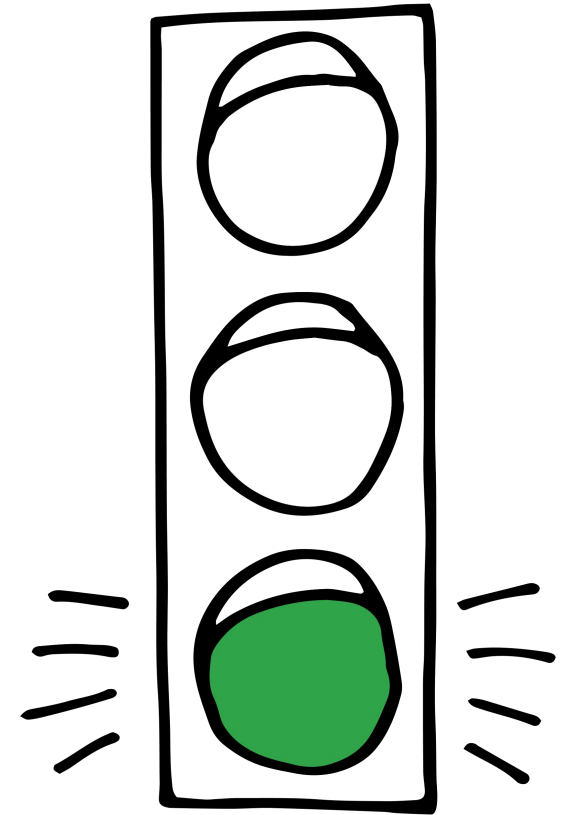
Digital Citizenship

What is a **GREEN** website?

1. A site that is age appropriate for your child's age.
2. It can be fun, with things for you to do or see.
3. Has appropriate words and content.



Teach your child to identify how to identify "GREEN" websites! "GREEN" websites are safe for your child!




GO!

I am Alert Online!

Digital Citizenship

What is a **RED** website?

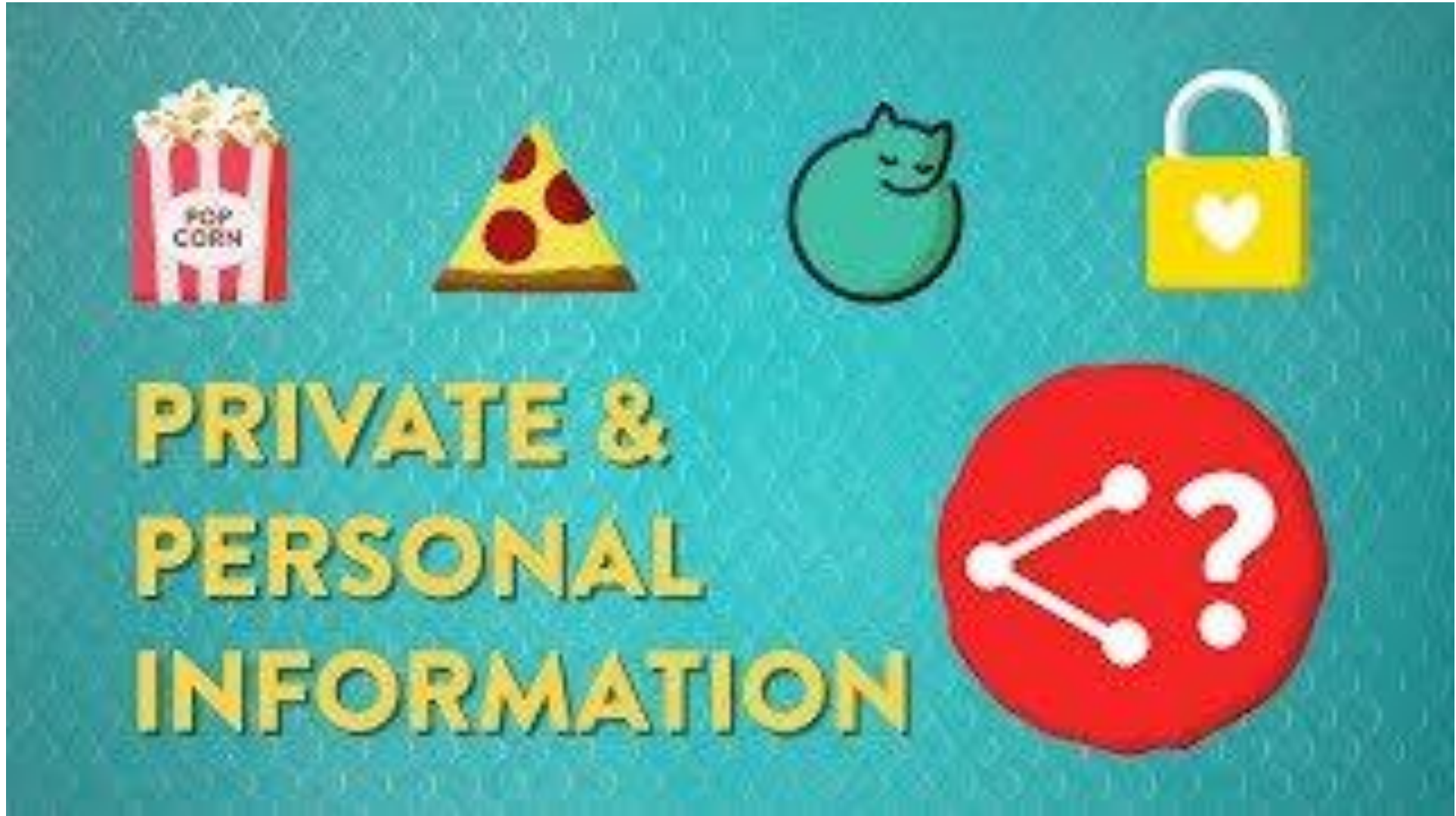
1. A site that is clearly not appropriate for your child's age.
2. A place your child might have gone by accident.
3. Filled with pictures, words, and videos that are for older kids or adults.
4. A place where you are allowed to chat with people you don't know.



STOP!

Teach About Privacy Online! (video)

Digital Citizenship




Private Vs. Personal Information

Digital Citizenship

Private Information

Information about you that **can be used to identify you** because it's unique to you (e.g., your full name or your address)



NOT OK to share

Personal Information

Information about you that **cannot be used to identify you** because it is also true for many other people (e.g., your hair color or the city you live in)



OK to share



GAME

Thumbs Up, Thumbs Down

What information does your child need to protect when they are online?



OK to share



NOT OK to share




GAME

First and Last Name



OK to share



NOT OK to share



GAME

Home Address



OK to share



NOT OK to share



GAME

Selfie Picture



OK to share



NOT OK to share



GAME

Phone Number



OK to share



NOT OK to share



GAME

Favorite Ice Cream Flavor



OK to share



NOT OK to share

I am Alert Online!

Digital Citizenship

Who are Your Children Talking to Online?



I am Alert Online!

Digital Citizenship







Discuss:

- What are some of the benefits -- and risks -- of talking with people online that you don't know face-to-face?

Vocabulary

Digital Citizenship

| | | |
|----------------------------|---|---|
| Social Interactions | Talking or messaging with people to develop friendship or community. |  |
| Red Flag Feeling | When something happens that makes you feel uncomfortable, worried, sad, or anxious |  |
| Sexting | Digital sharing of intimate images or videos with another person |  |
| Grooming | When someone older uses chatting or messaging to befriend and manipulate a child or teenager for the purpose of sexual abuse or sex trafficking |  |

DigCit Competencies

Digital Citizenship

Digital citizens are...



Inclusive



Engaged



Alert



Informed



Balanced

*Join the movement
to redefine what it means
to be a digital citizen.*

DigCitCommit

digcitcommit.org



L.A. Unified's Responsible Use Policy

Digital Citizenship



ATTACHMENT A
LOS ANGELES UNIFIED SCHOOL DISTRICT
POLICY BULLETIN

Purpose

The purpose of the District's Responsible Use Policy ("RUP") is to prevent unauthorized access and other unlawful activities by users online, prevent unauthorized disclosure of, or access to, sensitive information, and to comply with legislation including, but not limited to, the Children's Internet Protection Act (CIPA), Children's Online Privacy Protection Act (COPPA), Family Educational Rights and Privacy Act (FERPA), and the California Electronic Communications Privacy Act (CalECPA). Furthermore, the RUP clarifies the educational purpose of District technology. As used in this policy, "user" includes anyone using computers, Internet, email, and all other forms of electronic communication or equipment provided by the District (the "network") regardless of the physical location of the user. The RUP applies even when District-provided equipment (laptops, tablets, etc.) is used off District property. Additionally, the RUP applies when non-District devices access the District network or sensitive information.

The District uses technology protection measures to block or filter access, as much as reasonably possible, to visual and written depictions that are obscene, pornographic, or harmful to minors over the network. The District can and will monitor users' online activities and access, review, copy, and store or delete any communications or files and share them with adults as necessary. Users should have no expectation of privacy regarding their use of District equipment, network, and/or Internet access or files, including email. Users understand that the District has the right to take back possession of District equipment at any time.

The District will take all necessary measures to secure the network against potential cyber security threats. This may include blocking access to District applications, including, but not limited to, email, data management and reporting tools, and other web applications outside the United States and Canada.

The RUP also applies to the use of artificial intelligence (AI), including, but not limited to, generative AI tools that can generate new content including text, images, video, audio, structures, computer code, synthetic data etc. in response to prompts generated by users.

Student Responsibility

By initialing and signing this policy, you acknowledge that you understand the following:

I am responsible for practicing positive digital citizenship.


- I will practice positive digital citizenship, including appropriate behavior and contributions on websites, social media, discussion boards, media sharing sites, and all other electronic communications, including new technology such as generative artificial intelligence.
- I understand, acknowledge, and agree that if I am under 13 years old, I will not use social media or artificial intelligence tools.
- I will create and share images, recordings, videos, and statements that accurately represent information and aim to inform others positively.
- I will be honest in all digital communications.
- I understand that what I do and post online must not disrupt school activities or compromise school safety and security.

- I will not install or use illegal software or files, including copyright protected materials, unauthorized software, or apps on any District computers, tablets, smartphones, or other new technologies.
- I know that I am not to use the Internet using a personal data plan at school, including personal mobile hotspots that enable access on District equipment.
- I will not use the District network or equipment to obtain unauthorized information, attempt to access information protected by privacy laws, or impersonate other users.

Summary:

All users are responsible for practicing positive digital citizenship. Positive digital citizenship includes appropriate behavior and contributions on websites, social media, discussion boards, media sharing sites and all other electronic communications, including new technology. It is important to be honest in all digital communications without disclosing sensitive personal information. What District community members do and post online must not disrupt school activities or otherwise compromise individual and school community safety and security.

[BUL-999.15] Responsible Use Policy




Alert Digital Citizens!

Digital Citizenship

Are aware of their
online actions, and
know how to be safe
and create safe spaces
for others online!



Digital Citizenship Resources



> Grades K-5 Family Tips

Help Boost Kids' Safety, Privacy, and Security



When kids start to go online, whether they're playing multiplayer games, using educational apps, or just following their curiosity on Google, it's important that they understand the basics of online privacy and safety. With some general guidelines around what information is and isn't OK to share, and some help from parents when they're unsure, kids can have fun and learn a lot in the digital world.

Check out these 5 tips 📖

- 1 Discuss personal vs. private info.**
Talk about the difference between what's OK to share online (favorite color) and what's not (home address).
- 2 Use privacy settings.**
Together, go through the settings on all new apps to make sure you both know what information your kids are sharing. Especially in the beginning, it's better to share very little.
- 3 Avoid location tracking.**
Location-aware apps can be super helpful. But apps that use a device's location to help people find your kid or offer them ads for nearby businesses should be used with caution. Turn them off if you can.
- 4 Power up passwords.**
Work together with kids to help them come up with complex passwords. Think outside the dictionary. Use phrases and special characters that make passwords hard to guess but easy to remember. Remind kids to keep passwords private and change them regularly.
- 5 Skip quizzes.**
Help kids identify and avoid clickbait, quizzes, special offers, and anything that asks for personal or private information. This helps keep information secure and devices safe.



commonsense.org/education
GRADES K-5 FAMILY TIPS: PRIVACY & SECURITY
Shareable with attribution for noncommercial use only. No remixing permitted.



1

[LINK](#)

> Grades 6-12 Family Tips

Help Boost Kids' Safety, Privacy, and Security



When kids go online, whether they're playing multiplayer games, using social media apps, or posting their latest creative expressions, it's important that they understand how to keep their private information safe. With tips on how to avoid scams and protect their personal data, tweens and teens can travel all over the digital world -- and still be in charge of their digital footprints.

Check out these 4 tips 📖

- 1 Use privacy settings.**
Sit down with tweens and teens to show the privacy settings you use on your apps and devices. Talk about why you keep certain information private or limited to a small group. Ask them what information they feel comfortable sharing and why.
- 2 Read the fine print.**
Find the privacy policy of your kid's favorite app and read it together. Is it clear or complicated? Can you tell what information the company collects and what they do with it? Are they selling it? Storing it? Keeping it safe?
- 3 Discuss online scams, clickbait, and "special offers."**
Share experiences of being targeted for a scam. Have either of you ever received a fishy email or text? What tipped you off? Discuss the telltale signs of a hoax, including poor grammar, misspellings, Photoshopped images, and close-but-not-exact company logos. And don't forget quizzes and tantalizing pop-ups, which can disguise shady privacy practices.
- 4 Understand how tech companies make money.**
Along with your tween and teen, research how digital devices, social media platforms, and apps and games get paid. Do they sell ads? Do they sell kids' data? What steps can you take to limit the amount of data you share while still using the platforms?



commonsense.org/education
GRADES 6-12 FAMILY TIPS: PRIVACY & SECURITY
Shareable with attribution for noncommercial use only. No remixing permitted.



1

[LINK](#)

Videos: Tips for Parents

Digital Citizenship

Parenting Tips

Explore advice videos

Age ▾

Topic ▾



4:35

**Ditch the Distractions:
Supporting Kids and Teens with
Phone Notifications**



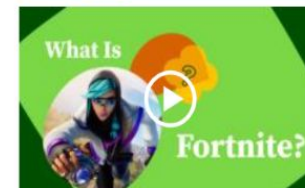
1:52

**5 Tips for Talking to Your Kids
About Generative AI**



1:54

What Is ChatGPT?




1:31

What Is Fortnite?

LINK: <https://www.common sense media.org/video/advice>

Source: [Common Sense Education](https://www.common sense education.org/)



**THANK
YOU!**

Additional Resources

[Podcast: Kids and Phones: Moral Panic OR Time to Panic? with Jonathan Haidt](#)

His book:

[The Anxious Generation: How the Great Rewiring of Childhood Is Causing an Epidemic of Mental Illness](#)

[Video: Setup iPhone Parental controls using Family Sharing and Screen Time](#)

[Video: 20 ways your kid is getting around your parental controls](#)

